

Croatian Museum Statistics overview, 2020

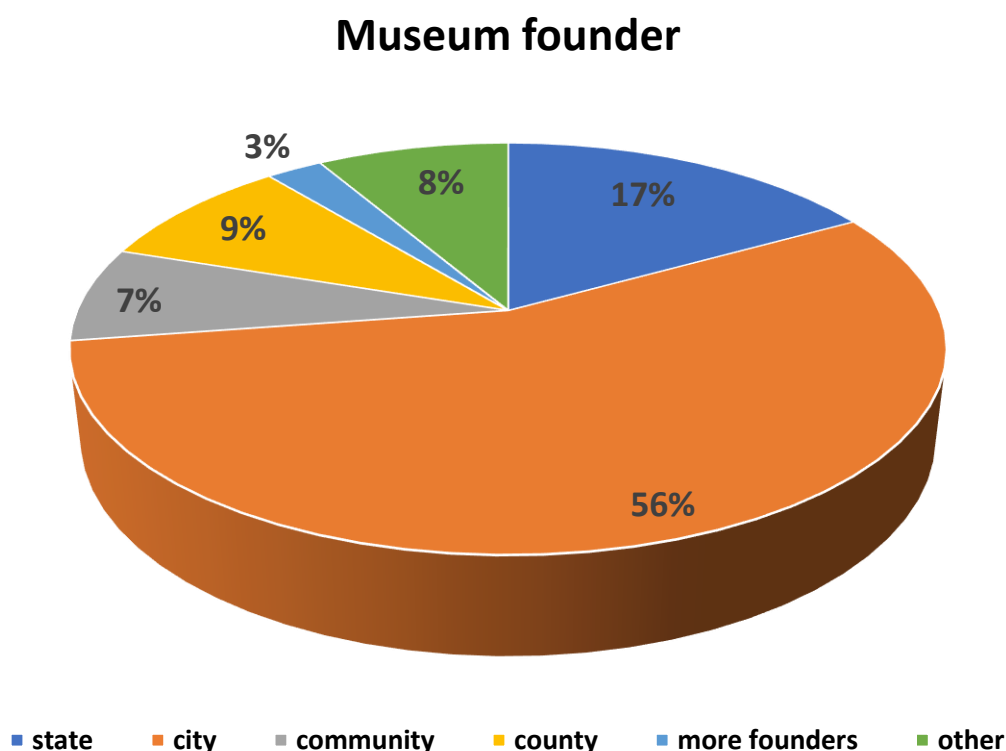
Source of data: Register of Museums, galleries and collections in Croatia (Museum Documentation Center), annual questionnaire, official documents, cooperation with museums, field work

Last data for 2020 delivered: 25 th March 2020

Units in the database (MDC's Register): 306¹

The presented data refer to **162**² legally established and registered museums registered in the [Register of Public and Private Museums in the Republic of Croatia](#).

Response: 56 %³



Founders of museums in Croatia are cities (56 %), state (17 %), counties (9 %), communities (7 %), other founders (8 %), more founders⁴ (3 %).

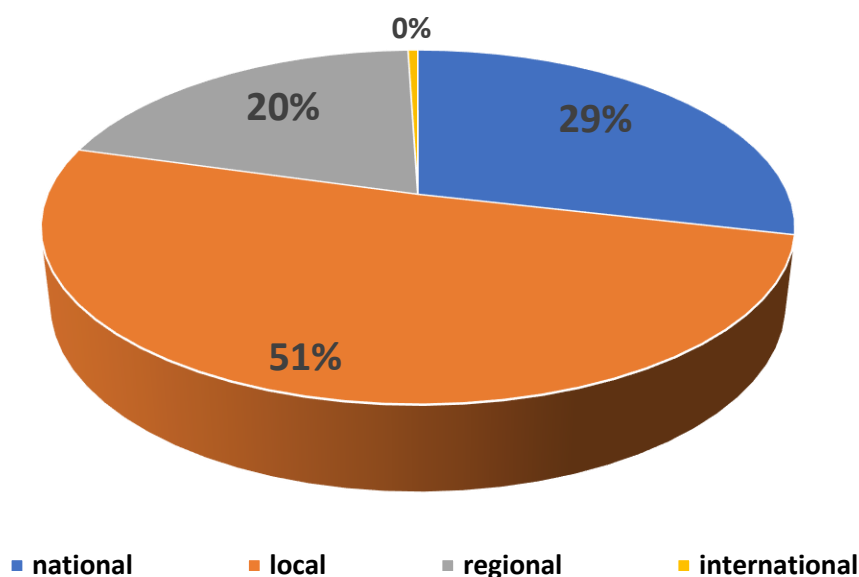
¹ Number of physical museums (units) in the Register relating to 262 legal entities. Some museums are part of complex institutions that include multiple museums (units).

² The Art Pavilion in Zagreb is not included in the statistical review, as it acts as a gallery. The number of 162 museums (legal entities) in the Register refers to 201 physical museums (units).

³ The response (106 museums or 91 legal entities) refers to museums that have updated any data or set of data in the online database of the Register for 2020; they did not necessarily update all the data.

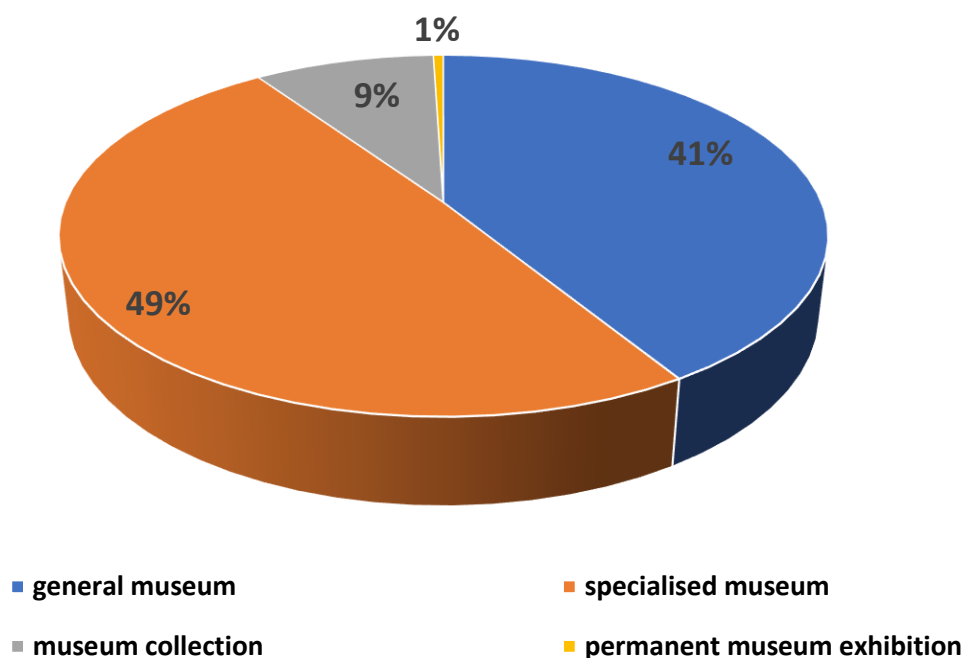
⁴ It also includes museums co-founded by the state and the city (3) and the county and the city (1).

Scope of activity



According to the scope of activity, 51 % of Croatian museums operate locally, 29 % have national reach, 20 % operate regionally and less than 1% internationally.

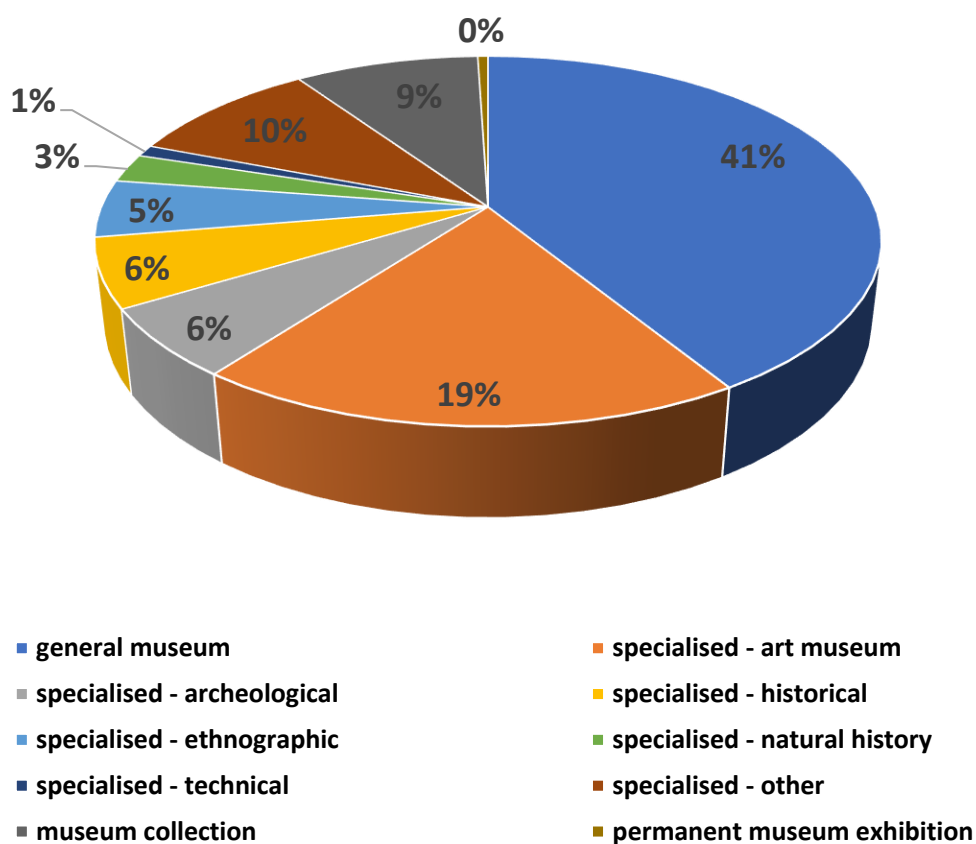
Type of museum



By type, Croatian museums are divided into general (41%), specialized museums (49%) and museum collections (9%) and a permanent museum exhibition (only one of the museums from the Register, which makes less than 1%).

Source of data: Register of Museums, galleries and collections in Croatia, Museum Documentation Centre (MDC), 2021. Author: Tea Rihtar Jurić. The users of data are obliged to quote the source of data.

Specialised museum, museum collection, permanent museum exhibition / Type



Museums are divided into *general museums* (41 %), *specialised museums* - archeological (6 %), ethnographic (5 %), historical (6 %), natural history (3 %), technical (1 %), art (19 %) and other (10 %); *museum collections* (9 %) and *permanent museum exhibition* (1). Among general museums (82) there are 44 community museums and 33 city museums.

Museum staff

Total number of persons employed in Croatian museums: 1891

Total number of museum professionals: 1167 (not including trainees)

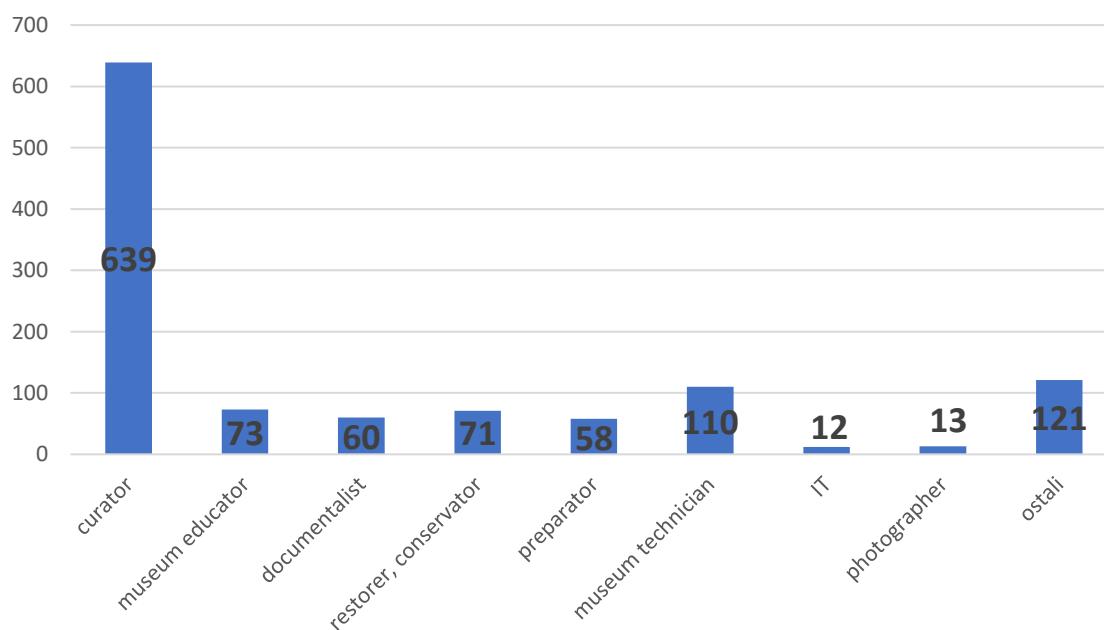
Average age of professional museum staff: 47

Museum professionals by gender:

Women: 64%

Men: 36 %

Professional museum staff / positions



NB: some of the above titles overlap, given that some museum staff have dual titles - either performing both jobs or taking a professional exam for both titles.

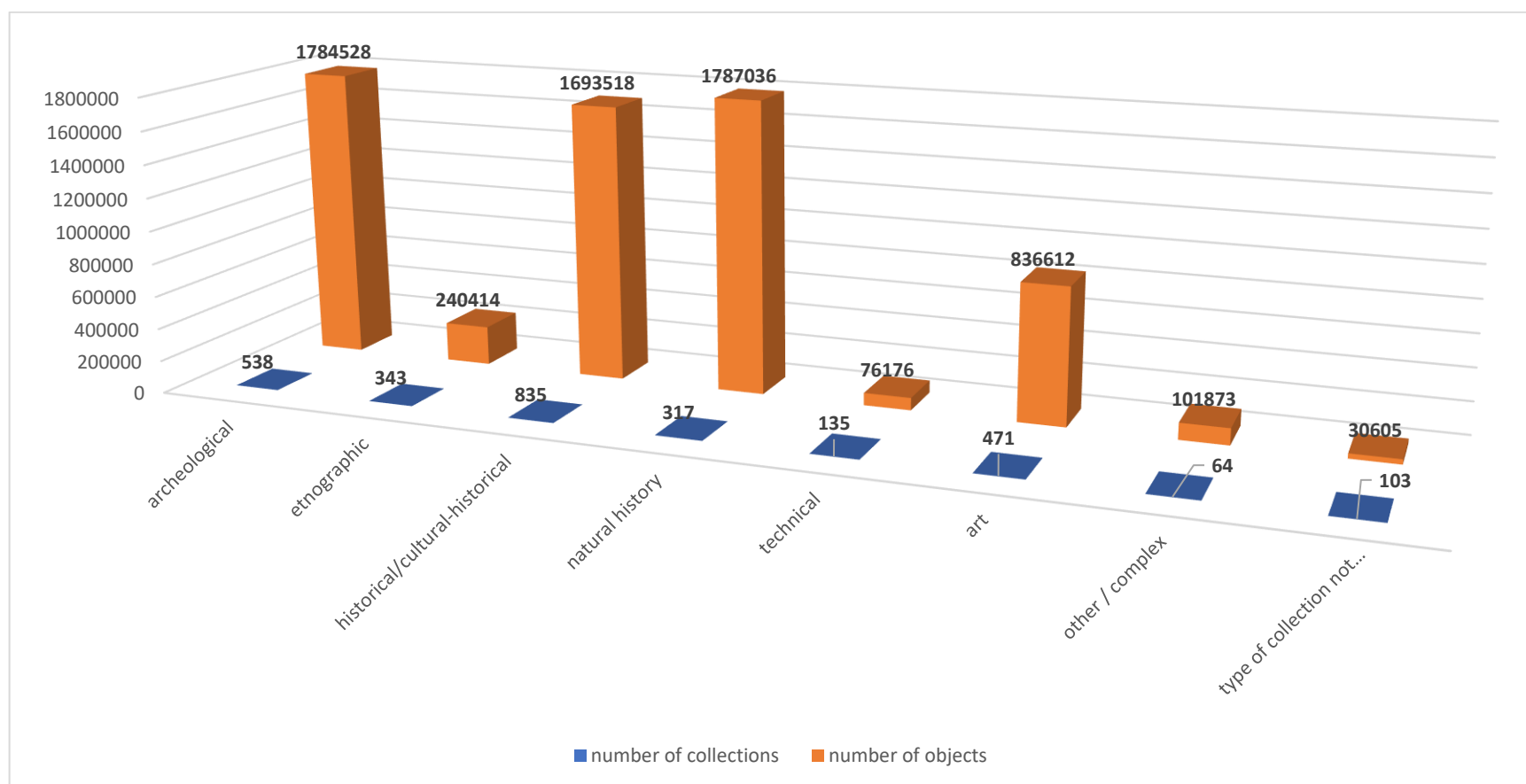
Type of collection - number of museum collections, total number of museum objects

Number of museum collections: 2805

Total number of objects in museum collections: 6.550.762

Number of objects inventoried: 4.560.108 (69,6 %)

Number of objects in the database: 3.685.334 (56,2 %)



Source of data: Register of Museums, galleries and collections in Croatia, Museum Documentation Centre (MDC), 2021. Author: Tea Rihtar Jurić. The users of data are obliged to quote the source of data.